

Studying in Cork

a guide for parents



Compiled by
Elaine Dennehy
Access Service

Contents	Page
Your role as a parent Find out what practical steps you can take to help your son or daughter choose a college course to study	3
Leaving Certificate explained Find out more about the different options	6
Applying for college More information on choices in Cork	9
What can CIT offer your son or daughter? A brief look at CIT supports	12
Access to education A quick guide	15
Student Grant	16
Cork City Buses to and from CIT	17
Abbreviations	17

This booklet is designed to give you the information you need to help you understand the third level system and to help you to plan with your son or daughter what options will work best for them.

Cork Institute of Technology, Access Service, Bishopstown, Cork.

For general queries please contact the Access Support Service T: 021 4335138

For disability queries please contact the Disability Support Service T: 021 4335107

Your role as a parent

Your son or daughter is about to make one of the **biggest decisions of their lives**. It should involve a lot of thought and research on their part and shouldn't be rushed. As a parent you play a very important role in helping and supporting your son or daughter to make the right choices **for them**. You can do this by helping your son or daughter:

- to gather information about what study choices are available in Cork and elsewhere; and
- to help them with their course choice.

This guide aims to give you a clear explanation of the educational opportunities that are available to your son or daughter after their Leaving Cert and information about the:

- Leaving Certificate examinations;
- points system; and
- CAO (Central Applications Office) system.

Fees and grants

We also include information on the student grant and Cork city transport to and from CIT.

In these harsh economic times when employment opportunities are limited, deciding to study after the Leaving Cert can provide young people with extra skills, knowledge, and self-confidence. Getting a qualification can also boost your child's chances of getting a job. In Cork, students have excellent choices when it comes to going to college with:

- Several Further Education Providers;
- two Higher Education institutions; and
- a wide range of programmes of study to choose from.

Colleges also offer students financial, personal and learning supports. This booklet aims to give you the information you need to help your son or daughter to make the right choice for them.

Practical steps

There are some practical steps you can take to help your son or daughter in making this big decision.

Step 1: Discuss your son or daughter's interests

You probably already have a good idea of what your son or daughter's interests are, but take some time to sit down with your son or daughter to really explore what:

- they have a flair for;
- they enjoy doing;
- interests them; and
- their strengths are.

Why not suggest that your son or daughter asks their career guidance counsellor for advice?

Step 2: Discuss your son or daughter's subjects

What subjects does your son or daughter really enjoy and do well in? Write a list of these and then write another list of broad study areas using the college handbooks (these are available from the colleges, their websites or in school). Your son or daughter's career guidance counsellor would be a great resource here.

Step 3: Get the facts

You can help your son or daughter by encouraging them to:

- look up college websites;
- phone the colleges for a handbook;
- look at www.qualifax.ie; (this is the National Learners' Database)
- talk to other family members or friends who might be in your son or daughter's chosen career; and
- attend the college open days.

Step 4: Be flexible

Be open-minded and listen to your son or daughter. Encourage them to make a few choices, to look at broad careers and not narrow jobs. Most people change jobs several times in their lifetime. Look at lots of study options and all study levels.

Step 5: Know the system

Most students have a good idea of the entry system to college. This guide will help you gain that knowledge and will direct you to the right place if you are looking for more information. Keep yourself informed and up to date:

- phone the colleges;
- visit the websites;
- talk to staff at your son or daughter's school.

Encourage your son or daughter to do the same.



The Leaving Certificate explained

There is more than one type of Leaving Certificate – your son or daughter may be sitting either the:

- Leaving Certificate (established); or
- Leaving Certificate Applied (LCA)

Your son or daughter may also be sitting the Leaving Certificate with the Leaving Certificate Vocational Programme (LCVP). See Page 7 for more information.

Leaving Certificate (established)

The Leaving Certificate (established – shortened to LC in some cases) is studied over two years usually fifth and sixth year.

Ordinary and honours subjects in the Leaving Cert

In the Leaving Cert, CAO points are awarded for marks or grades achieved in your son or daughter's exam. More points are given for a 'higher' or 'honours' paper. Here is a list of the points for ordinary and honours subjects at Leaving Cert level:

Table of points for Leaving Certificate (established) grades

Grade	Higher Level	Ordinary Level
A1	100	60
A2	90	50
B1	85	45
B2	80	40
B3	75	35
C1	70	30
C2	65	25
C3	60	20
D1	55	15
D2	50	10
D3	45	5

Extra points for honours maths

From 2012, a bonus of 25 points will be awarded to students who achieve a grade D3 or above in honours mathematics. For example, if your son or daughter gets a C1 in honours maths they will get 70 points plus 25 points bringing the total points to 95. This is only the case if maths is being used as one of the top six subjects to calculate points for the CAO. The CAO system is explained in more detail on page 10.

The Leaving Certificate Vocational Programme (LCVP)

The LCVP adds a vocational element to the Leaving Cert (established). Typically, LCVP students take seven Leaving Certificate subjects plus the Link Modules. Of these seven Leaving Certificate subjects, the student must take Irish, a foreign language and choose 2 subjects from a specific list of subjects (either 2 science, 2 business or 2 practical). The student can also study a further three subjects of choice.

The link modules '*Preparation for the World of Work*' and '*Enterprise Education*' are studied over two years and are assessed by a written exam (worth 60%) which takes place in May before the Leaving Certificate and by a portfolio of work (worth 40%). These two link modules count as an extra subject in the Leaving Certificate results and can be used to calculate CAO points. Please note that the link modules subject cannot be used for minimum entry requirements, see page 14 for more information. The points are allocated as follows:

Grade	Points
Distinction	70 CAO points
Merit	50 CAO points
Pass	30 CAO points




Leaving Certificate Applied (LCA)

The LCA is studied over two years. Each year is divided into two half-year blocks (also called sessions) and students are examined in January and May of each year. This is unique to the Leaving Certificate Applied and allows students to be examined as they go along. Students are assessed on modules, tasks and exams and the following table explains the awards, results and credits in the LCA.

Certificate Levels

Award	Result	Credits
Pass	60-69%	(120 – 139 credits)
Merit	70-84%	(140 – 169 credits)
Distinction	85-100%	(170 – 200 credits)

For more information go to <http://lca.slss.ie/>



Applying for college

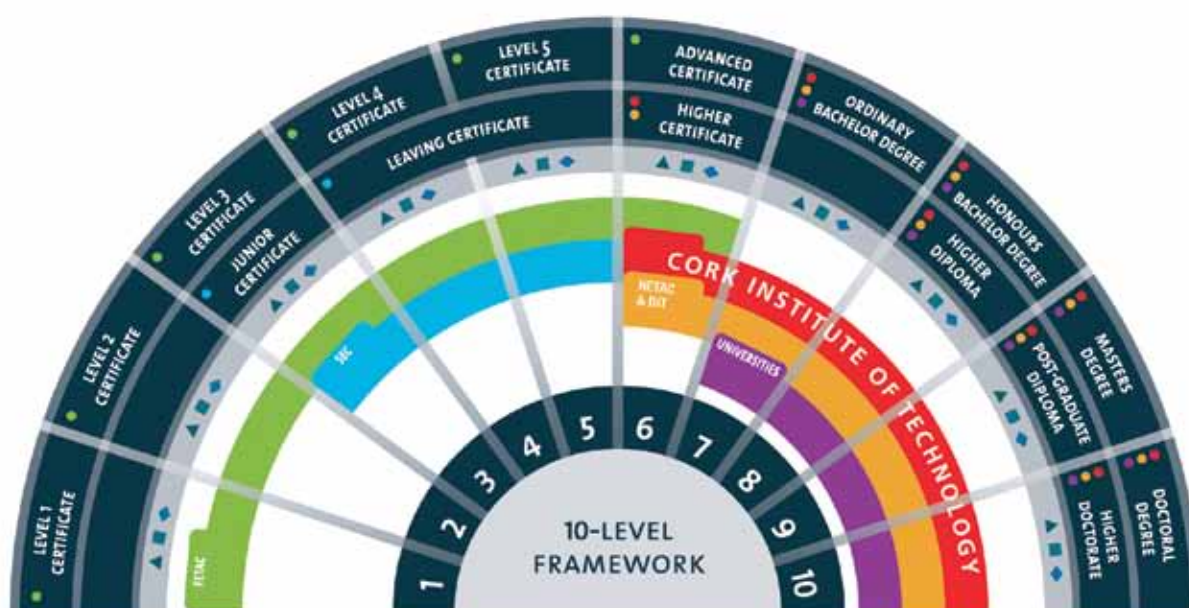
If your son or daughter would like to continue studying after the Leaving Cert they have a number of options. The following table explains their choices depending on the Leaving Cert they have done.

Leaving Cert studied	Options to study	How to apply
Leaving Certificate	Higher Education Route Further Education Route	Apply through the CAO Apply directly to college
LCA	Further Education Route*	Apply directly to college

*After successfully completing a FETAC award (and meeting minimum requirements) there are 'progression routes' to CIT (more information on page 15).

The National Framework of Qualifications (NFQ)

This is a system that compares qualifications gained; these may have been gained in Ireland or abroad. All state examinations, including the Junior Cert and Leaving Cert, feature on this fan-like diagram, so too do awards gained in further education colleges, institutes of technology and universities. The diagram makes it easy to understand what qualification your son or daughter is applying for, is studying for or has achieved. After the Leaving Cert, your son or daughter will hold a Level 4/5 on the NFQ.



The National Framework of Qualifications diagram is explained in full on website: www.nfq.ie

During the Leaving Cert year your son or daughter will make decisions about what they'd like to do after they finish secondary school. Your son or daughter can choose to apply to study a Level 5 FETAC award by directly applying to their chosen further education college. Further education colleges accept online applications for September entry as early as January during the Leaving Cert year. Your son or daughter must also do an interview.

Your son or daughter might choose to apply for a Level 6 (Higher Certificate), Level 7 (Ordinary Degree) or Level 8 (Honours Degree) at CIT through the CAO system. Entry to these courses will depend on your son or daughter's results at Leaving Cert level or at FETAC level. For more information on entry requirements go directly to the college website www.cit.ie.

Gaining minimum results does not guarantee a place

To gain entry to a programme of study at CIT students must achieve sufficient points, as well as meet minimum entry requirements. Check the CIT handbook, the CIT website (www.cit.ie) or encourage your son or daughter to talk to their career guidance counsellor to find out what Leaving Cert subjects and what grades are required for each programme of study in CIT.

Gaining sufficient CAO points, which are calculated from their Leaving Cert results, does not guarantee your son or daughter a place in CIT. They must also achieve the minimum entry requirements. You can get a good idea of the trend in points for each programme of study by looking at the previous listing of CAO points at www.cao.ie

The CAO application process

If your son or daughter is sitting the Leaving Cert and they want to apply to CIT then they should apply to the Central Applications Office (CAO) in Galway, (phone [091] 509 800). They can apply:

- online at www.cao.ie; or
- by sending a paper application by post to – Tower House, Eglington Street, Galway.

You must pay for this application either online using a laser or credit card; or by going to the bank before the close of business (5:15pm) on 1 February. Late applications must be paid by 1 May.

February 1 is the closing date

The **closing date** for the normal application is the **1 February**. Late applications are allowed up to the **1 May**, but there is an extra charge for this. Only one application is allowed per person but your son or daughter can **change their mind** about their choices; this can be done between the 1 May and 1 July.

For more information including fees and closing dates see www.cao.ie or talk to your son or daughter's career guidance counsellor.

After the Leaving Cert Applied – Further Education and FETAC

If your son or daughter would like to continue studying after the Leaving Cert Applied (LCA) they can choose to do a full-time Post Leaving Certificate Course (PLC) in one of the several full-time providers of PLCs in Cork (see providers in Cork below).

PLC courses are also available to students who complete the Leaving Cert (established). Your son or daughter might also have the option to apply to CIT through 'progression routes' (see Page 15) once they have successfully completed a PLC and meet minimum requirements.

Post Leaving Cert courses

Name	Website/Email	Phone
Carrignafof Community College, Cobh	www.cobhcc.com	(021) 481 1325
Clonakilty Community College	www.clonakiltycc.ie	(023) 883 3877
Coláiste an Chraoibhín, Fermoy	www.c-chraoibhin.ie	(025) 316 33
Coláiste Stiofáin Naofa, Cork	www.csn.ie	(021) 496 1020
Cork College of Commerce	www.corkcollegeofcommerce.ie	(021) 422 2100
Davis College, Mallow	www.mallowcollege.ie	(022) 433 09
Kinsale College of Further Education	www.kinsalefurthered.ie	(021) 477 2275
Mannix College, Charleville	E: mannixcollege@eircom.net	(063) 814 22
McEgan College, Macroom	www.mcegan.ie	(026) 410 76
Northside Campus Knocknaheeny	E: terencemacswineycc@eircom.net	(021) 439 1782
St Brogan's, Bandon	www.sbc.ie	(023) 884 1120
St Colman's Community College, Midleton	www.midletonvec.ie	(021) 463 1696
St Fanahan's College, Mitchelstown	www.stfanahans.ie	(025) 24314
St John's Central College, Cork	www.stjohnscollege.ie	(021) 425 5500
Rossa College, Skibbereen	www.rossacollege.ie	(028) 216 44

FETAC courses

These educational institutions generally provide FETAC courses, prepare students for the world of work and act as a pathway to higher education. FETAC stands for the Further Education Training Awards Council. There are also industry specific awards available in these institutions. Please visit the websites above for more information about these college courses and awards.

There are a number of independent colleges and Youth Reach centres that provide Further Education courses in Cork. For more information on FETAC courses and providers in Cork please visit the FETAC website www.fetac.ie

After the Leaving Cert – Higher Education

If your son or daughter wishes to study at Cork Institute of Technology (CIT) they must apply through the CAO system either online or by post. If your son or daughter has completed a PLC they may also be eligible to apply to study at CIT. See page 15.

Level	College	Entry Level/CAO*
Higher Education	Cork Institute of Technology	6, 7, 8

*Entry Level/CAO: this refers to the National Framework of Qualifications (NFQ) as outlined on page 9

What can CIT offer your son or daughter?

Cork Institute of Technology

Website: www.cit.ie

Phone: (021) 432 6100

Student support, clubs and societies

CIT is highly rated for its facilities and for its student support services. We were awarded the Sunday Times Institute of the Year 2010/2011 award. With more than 50 clubs and societies to choose from, students are spoiled for choice. We encourage first year students to sign up to clubs and societies at the beginning of the year. We have excellent sports facilities and boast a state-of-the-art library.

Four CIT campuses

We have four main campuses:

- Bishopstown Campus;
- CIT Crawford College of Art & Design;
- CIT Cork School of Music; and
- the National Maritime College of Ireland.

We offer programmes of study in:

- Business Studies;
- Science and Computing;
- Engineering;
- Humanities;
- Art;
- Music.

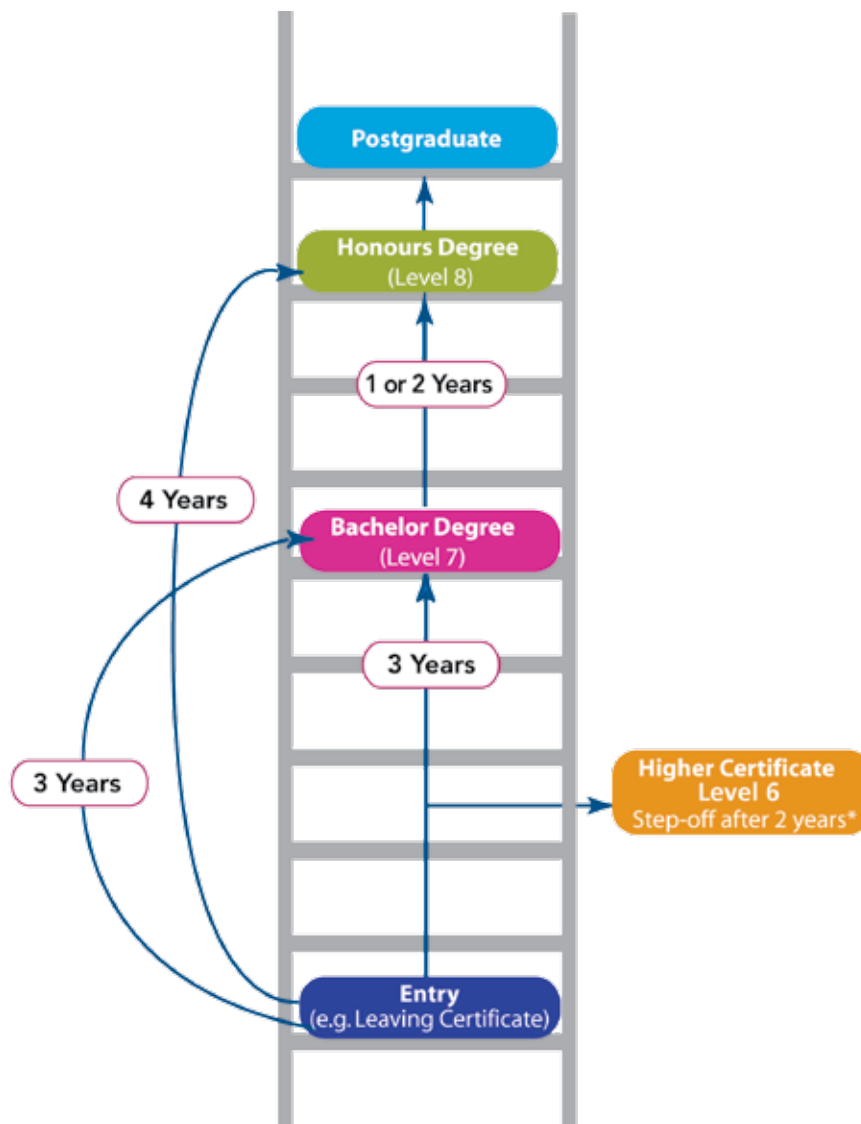
Students can study for a variety of qualifications including:

- Higher Certificate (Level 6);
- Bachelor Degree (Level 7);
- Honours Bachelor Degree (Level 8);
- Master Degree (Level 9); and
- PhD Degree (Level 10).

We use a system of modularisation and semesterisation. This means that we break the academic year into two semesters. Students study six modules per semester and sit their exams at the end of each semester. This allows students to spread their workload throughout the year. For a full breakdown of modules and semesters visit <http://www.cit.ie/courses>

We allow students to go through the different levels of qualifications along a 'ladder of progression'. A student, in some programmes of study, can begin by studying a Level 6 Higher Certificate and progress to a Level 8 Honours Degree and even higher. There is also flexibility that allows students to 'step off' the ladder after completing a level and walk away with a qualification.

CIT's Ladder of Progression



CIT support services

We take great pride in providing supports and services for our students. Some of these include:

- Access Service
- Disability Support Service
- Learning Support Centre
- Accommodation Office
- Careers and Counselling Service
- Chaplaincy and Student Support Team
- Medical Centre with doctors, physiotherapists and nurses
- Clubs and Societies Office
- Students' Union
- Student Ombudsman
- Student Induction Programme

CAO - minimum entry requirements

Bachelor Degree (Level 7)

The current minimum entry standard for Leaving Certificate applicants to a Level 7 Bachelor Degree course is a D3 ordinary in five subjects including mathematics and either English or Irish.

Honours Bachelor Degree (Level 8)

The minimum entry standard for Leaving Certificate applicants to Level 8 Honours Bachelor Degree programmes is generally a pass in six Leaving Certificate subjects with two higher C3 grades and 4 D3 ordinary grades, including mathematics and either English or Irish.

There are some exceptions, please check the CIT website www.cit.ie

Please note: a pass in the Leaving Certificate does not guarantee a place in college, see page 10.

Trend in points changes every year

It is important to be aware of the trend in CAO points; although these change every year and are difficult to predict. Knowing the points trend will give your son or daughter a general idea of what they need to aim for. A useful exercise would be to look at your son or daughter's results after the pre-exams to see how they compare with general points trends. A full listing of CAO points for the previous year can be found on www.cao.ie

CIT Maths Exam

Each year CIT hosts a maths exam that allows students a 'second chance' to meet the maths minimum entry requirements. For more information on dates, times and fees go to www.cit.ie/maths

Access to education

FETAC (Level 5 or 6)

For CIT full-time courses, holders of FETAC (Level 5 or 6) **should apply directly through the CAO system**. FETAC applicants must present a full award (major award: 8 modules). Points are allocated to each module and a CAO points score is calculated. The maximum number of points a student can achieve is 400 points. Applicants must also have passed English, Irish or Communications and Maths (this can be met through your FETAC exams or the Leaving Cert exams). A pass or higher in Maths may be required for your course of choice, please consult the CIT handbook for more details.

Pass:	20 points
Merit:	35 points
Distinction:	50 points

For information on the minimum entry requirements for Level 7 and Level 8 degrees go to: <http://www.cit.ie>

FETAC (Level 6)

Holders of FETAC Level 6 awards can also directly apply to CIT Admissions Office for entry to Year two of a linked programme. Email admissions@cit.ie for more information.

For a comprehensive list of minimum entry requirements for all programmes of study at CIT please go to www.cao.ie and check out the section on FETAC qualifications.

Progression Scheme for linked schools (applies to CIT)

This is a CIT Access Initiative where students from linked schools can apply for a limited number of places on a reduced-points system. If your child is applying through the Progression Scheme (PS) they must meet the minimum entry requirements. Your son or daughter must supply supporting financial documents such as a P21, copy of social welfare payments, copy of medical card and so on. Students must still **apply through the CAO** system to be considered for this scheme. You can check with your son or daughter's school if it is a linked school.

For qualifying criteria and for information on link schools please contact our CIT Access Service by phoning (021) 433 5138.

Student Grant

The student grant is the main source of funding for full time students in Higher and Further Education in Ireland. Family income is the key factor that is assessed when applying for the grant, but there are also some other conditions. If you think your son or daughter is eligible for the student grant then you are advised to apply early. You do not need an offer of a college place to apply for the grant. Full details on how to apply for the grant are available from www.studentfinance.ie

From 2012 there is a new ONLINE ONLY application for the student grant. All applications will be made to Student Universal Support Ireland (SUSI) through www.studentfinance.ie

How to apply

You must go to www.studentfinance.ie where you can complete the application form ONLINE.

How to submit the supporting documents

Once you have completed the application form online the application will be assessed to decide if your son or daughter is eligible for the student grant. If eligible, you will receive a provisional grant approval in the post and a list of all the documents you are required to submit. You will be provided with an envelope to return all of these documents in. Return all documents as soon as possible. When SUSI receive all your documentation they will progress your son or daughter's grant to award stage, they will wait for the official acceptance of your son or daughter's college place before making any grant payment.

How will payments be made?

Payments will be made monthly into your son or daughter's bank account, once your son or daughter continue to attend college regularly; this will be confirmed by the college.

What about my other children who are already receiving grants?

They will continue to receive their grant payments from the existing awarding body. If they are changing course or progressing to a higher level they will need to make a new application to SUSI.

Where can we get more information?

www.studentfinance.ie

Cork City Buses to and from CIT

- No 205** From city centre to CIT.
- No 208** Mayfield to the city centre and then to CIT.
- No 201** Orbital route serving Mayfield, Blackpool, Knocknaheeny and Bishopstown.
- No 219** Orbital route serving Mahon, Douglas, Ballyphehane, Togher and Bishopstown.

For more information on Cork City Services visit: www.buseireann.ie and choose timetable information (Cork City Services).

Abbreviations

- CAO** Central Applications Office
- CIT** Cork Institute of Technology
- FETAC** Further Education and Training Awards Council
- HETAC** Higher Education and Training Awards Council
- LC** Leaving Certificate
- LCA** Leaving Certificate Applied
- LCVP** Leaving Certificate Vocational Programme
- NFQ** National Framework of Qualifications
- SEC** State Examinations Commission
- SUSI** Student Universal Support Ireland

Glossary of terms

Bachelor Degree

When a CIT student successfully completes 3 years of a full-time course, they receive an ordinary degree award which is called a Bachelor Degree.

Campus

College grounds.

Modularisation and Semesterisation

CIT uses a system called modularisation and semesterisation.

Semesters

Each year of a full-time course is divided into two equal parts called semesters. Each semester is 15 weeks long. Semester 1 begins in September and ends in January. Semester 2 begins in February and ends in May.

Modules

A module, which is sometimes called a subject, is completed in one semester. Students normally study 6 modules in each semester.



[illegible]



Prepared by the Access Service at CIT

The information contained in this booklet was correct at the time of publishing.
We encourage you to keep informed of any changes.