

# Measuring Collaboration – Some new possibilities...

Knut Senneseth

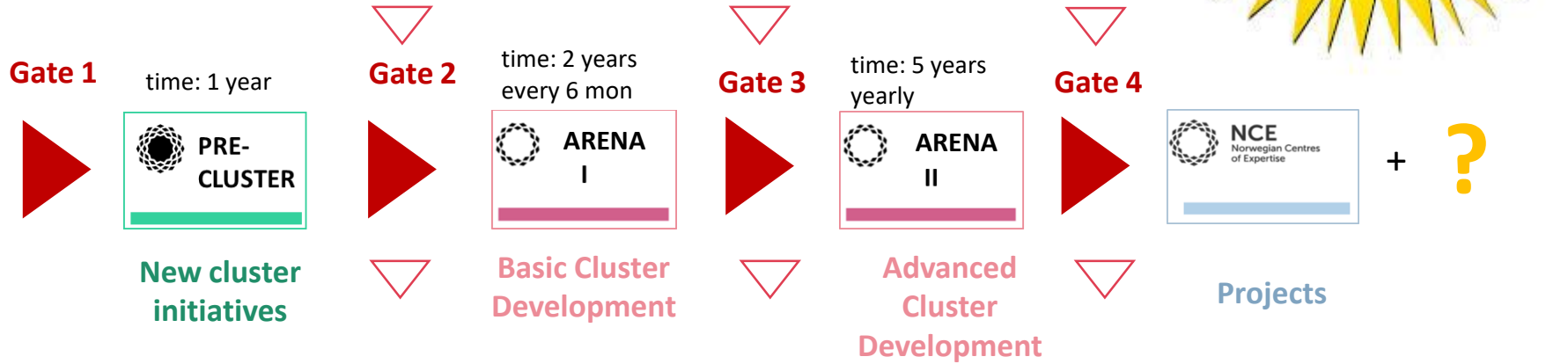
TCI Evaluation WG meeting

14-15 May 2018, Cork Institute of Technology

# Point of departure



# Draft - the cluster program 2.0



## Collaboration

### Today

- Survey to the cluster members (the firms)
- Yearly report from the project managers (incl cases)

### “Tomorrow” - Some possibilities

- Use register data – (all most) all public (financial) R&D&I support to firms (T-1)
- Use data from a project management tool used by the cluster projects (T)
- Use “soft”/qualitative data (cases etc.) from the cluster projects (T and T+1 ?)



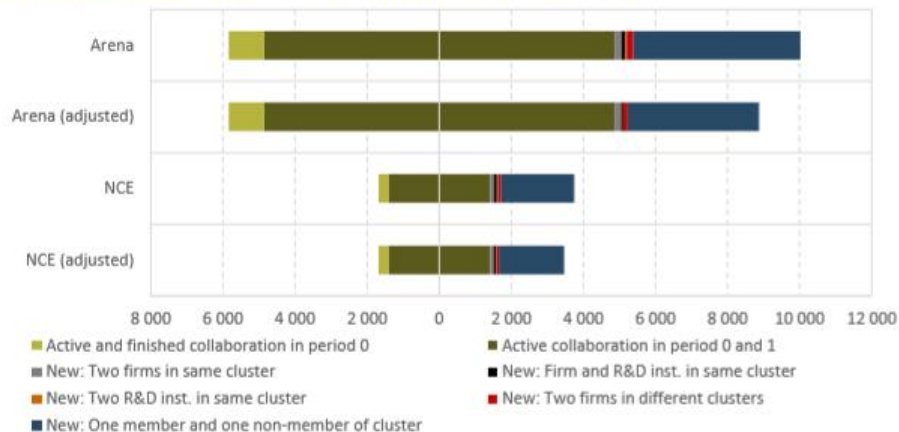
# “Structural/hard data”

What kind of support has a firm received from whom and who else are participating in the project

Row Labels	Column Labels	2000	2001	2002	2003	2004	2005	2006	2007	2008	2009	2010	2011	2012	2013	2014	2015	2016	Grand Total	
Argentum	Sum of Beløp (1 000 kr) i faste 2016-priser										kr 34 923	kr 13 121	kr 12 092	kr 270 668	kr 327 775	kr 290 461	kr 386 620	kr 336 485	kr 1 672 146	
	Sum of Antall obs.										1	2	2	4	5	5	6	6	31	
Bedriftsnettverk	Sum of Beløp (1 000 kr) i faste 2016-priser										kr 0	kr 0	kr 0	kr 0	kr 0	kr 0	kr 0	kr 0	kr 0	
	Sum of Antall obs.										3									
Eksporkredit	Sum of Beløp (1 000 kr) i faste 2016-priser																			
	Sum of Antall obs.																			
Enova	Sum of Beløp (1 000 kr) i faste 2016-priser		kr 343	kr 525	kr 1 970	kr 150 510	kr 2 987				kr 498									
	Sum of Antall obs.		1	2	4	5	1			1										
EU FFF	Sum of Beløp (1 000 kr) i faste 2016-priser									kr 4 094	kr 3 011	kr 1 157								
	Sum of Antall obs.									1	2	3								
FHS	Sum of Beløp (1 000 kr) i faste 2016-priser	kr 1 587					kr 615													
	Sum of Antall obs.	1					1													
Fylkeskommunen	Sum of Beløp (1 000 kr) i faste 2016-priser																			
	Sum of Antall obs.																			
Gleik	Sum of Beløp (1 000 kr) i faste 2016-priser																			
	Sum of Antall obs.																			
H2020	Sum of Beløp (1 000 kr) i faste 2016-priser																			
	Sum of Antall obs.																			
Innovasjon Norge	Sum of Beløp (1 000 kr) i faste 2016-priser	kr 3 467	kr 160 245	kr 72 192	kr 14 128	kr 17 111	kr 16 726	kr 30 782	kr 44 564	kr 81 082	kr 245 306	kr 56 477								
	Sum of Antall obs.	9	26	13	20	40	35	54	48	59	87	80								
Investitor	Sum of Beløp (1 000 kr) i faste 2016-priser																			
	Sum of Antall obs.																			
Norges forskningsråd	Sum of Beløp (1 000 kr) i faste 2016-priser	kr 15 396	kr 14 872	kr 11 284	kr 5 026	kr 1 411	kr 3 312	kr 10 067	kr 16 057	kr 22 323	kr 36 950	kr 29 336								
	Sum of Antall obs.	30	30	27	20	14	28	39	53	74	103	118								
Norsk Rammebudsjet	Sum of Beløp (1 000 kr) i faste 2016-priser																			
	Sum of Antall obs.																			
Regionale forskningsfond	Sum of Beløp (1 000 kr) i faste 2016-priser																			
	Sum of Antall obs.										kr 0									
Siva	Sum of Beløp (1 000 kr) i faste 2016-priser																			
	Sum of Antall obs.											1								

Figure 5.5

R&D collaboration before and after enrolment in a cluster project. Number of links

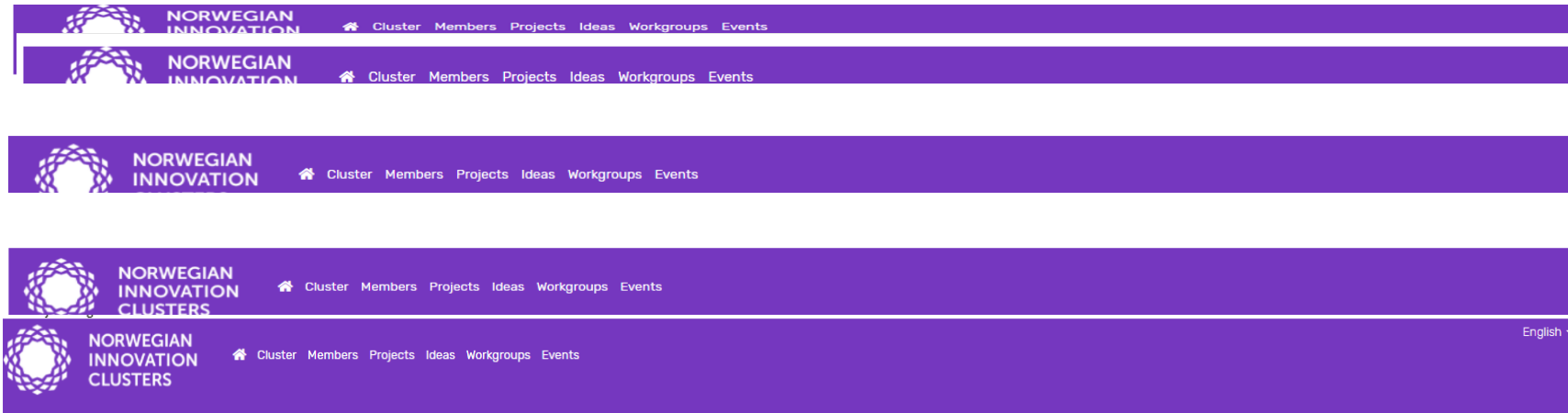


Source: Samfunnsøkonomisk analyse AS

Note: The year of enrolment is set to zero. The adjusted numbers are corrected for possible collaboration through the secondary network in the three-year period prior to enrolment in the cluster project (i.e. excl. links established with partners of partners).

# “Structural/hard data”

## The Cluster project and individuals projects “within”



[Project Basis](#) [Project Details](#) [Project Funding](#) [Project Milestones](#) [Project Participants](#)

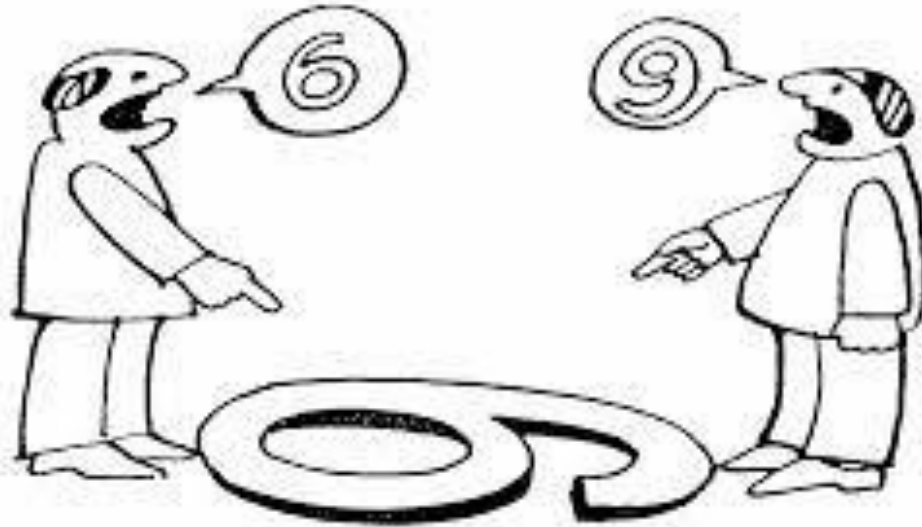
Add members from the member base who are participating in this project

EU-rådgiver: Water shuttle



NAME	MEMBER CATEGORY
AGDERPOSTEN AS	Member

# What's missing?





**Tusen takk!**  
**[www.innovasjon Norge.no](http://www.innovasjon Norge.no)**